

## AVALANCHE INTERLOCK FUNCTION CHECK.

### ❖ WARNING

**DURING THIS TEST MAKE SURE NO ONE IS BEHIND RIDE OR NEAR THE CAR AS THE CAR MAY SUDDENLY AND UNEXPECTEDLY MOVE.**

**Start hydraulic pump.**

Move speed control knob to one direction. Ride should not move.

Leave speed control knob to one direction during the rest of this test.

**Turn key off.**

Ride operate switch to the stop position.

Ride should **not** move.

**Turn key on.**

Ride should not move.

**Turn key off and step on foot switch.**

Ride should **not** move.

**Turn key on and step on foot switch.**

Move ride operate switch to the run position.

**RIDE SHOULD MOVE.**

Raise handlebars.

Step on foot switch.

Ride should **not** move.

Lower handlebars and air control valve in the center position.

Step on foot switch.

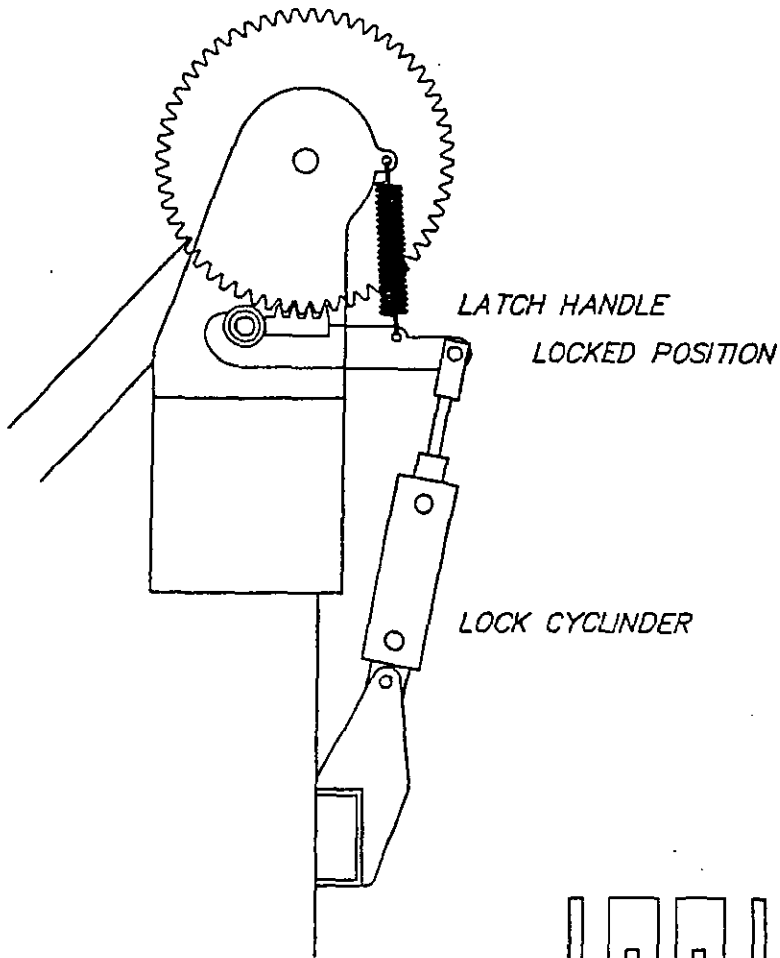
Ride should **not** move.

Air control valve in the furthest out position.

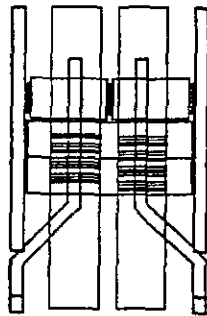
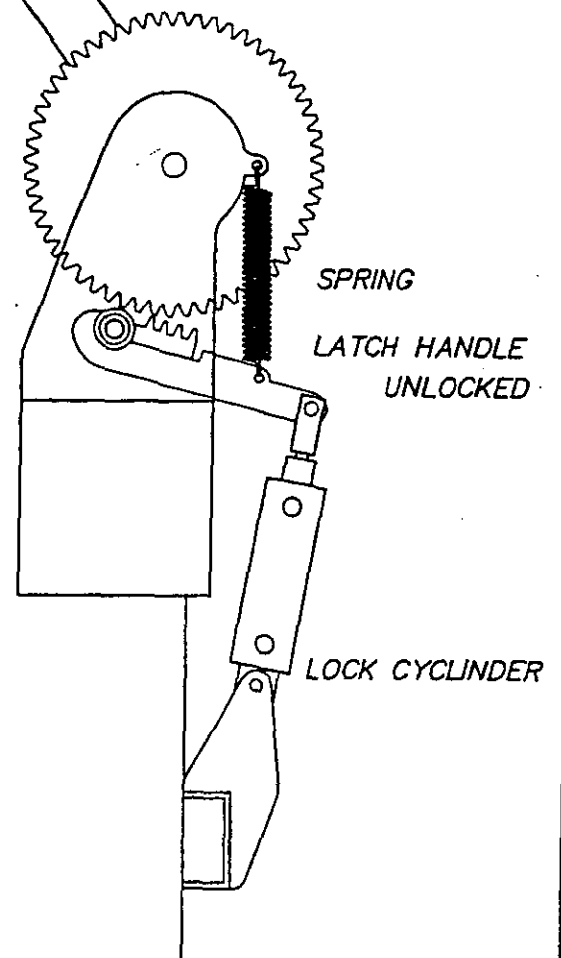
Step on foot switch

**RIDE SHOULD MOVE.**

HANDLEBAR IN DOWN POSITION



HANDLEBAR IN UP POSITION



TOP VIEW SHOWING DOUBLE LATCH HANDLES



WISDOM INDUSTRIES Merino, CO 80741

APPROVED BY:

DESCRIPTION

LOCK MECHANISM

SCALE: QUARTER

DATE: 02/01/00

EQUIPMENT:

AVALANCHE

DRAWN BY:

M.HICKAM

DRAWING NUMBER:

5A538

FEB 01, 2000 - 15:56:52 < L: \AVALANCHE\RIDE4\5A53801.DWG >